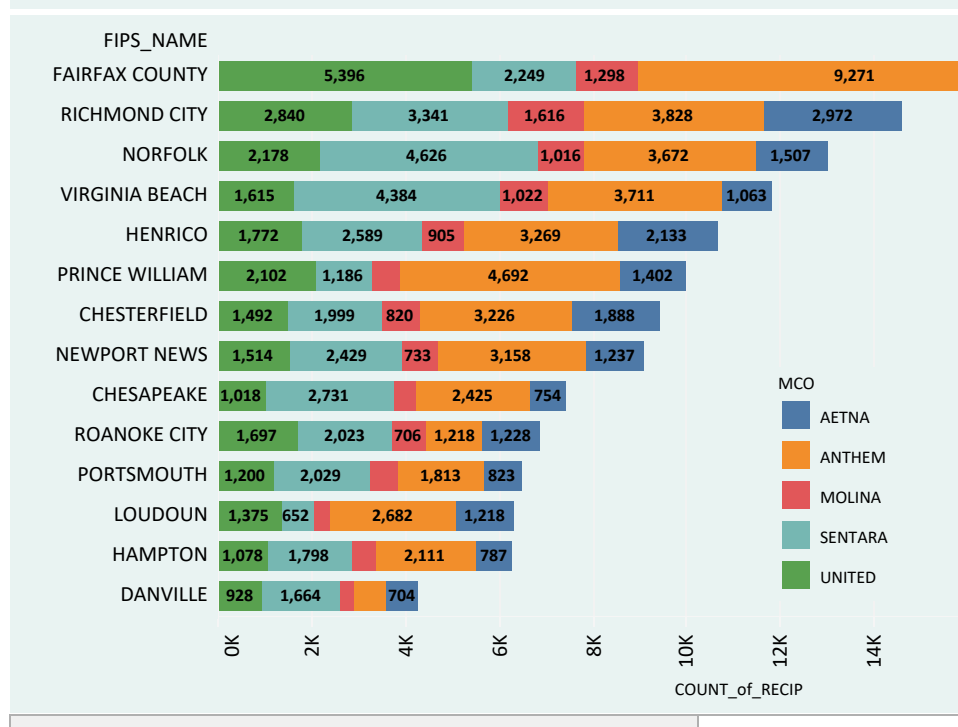


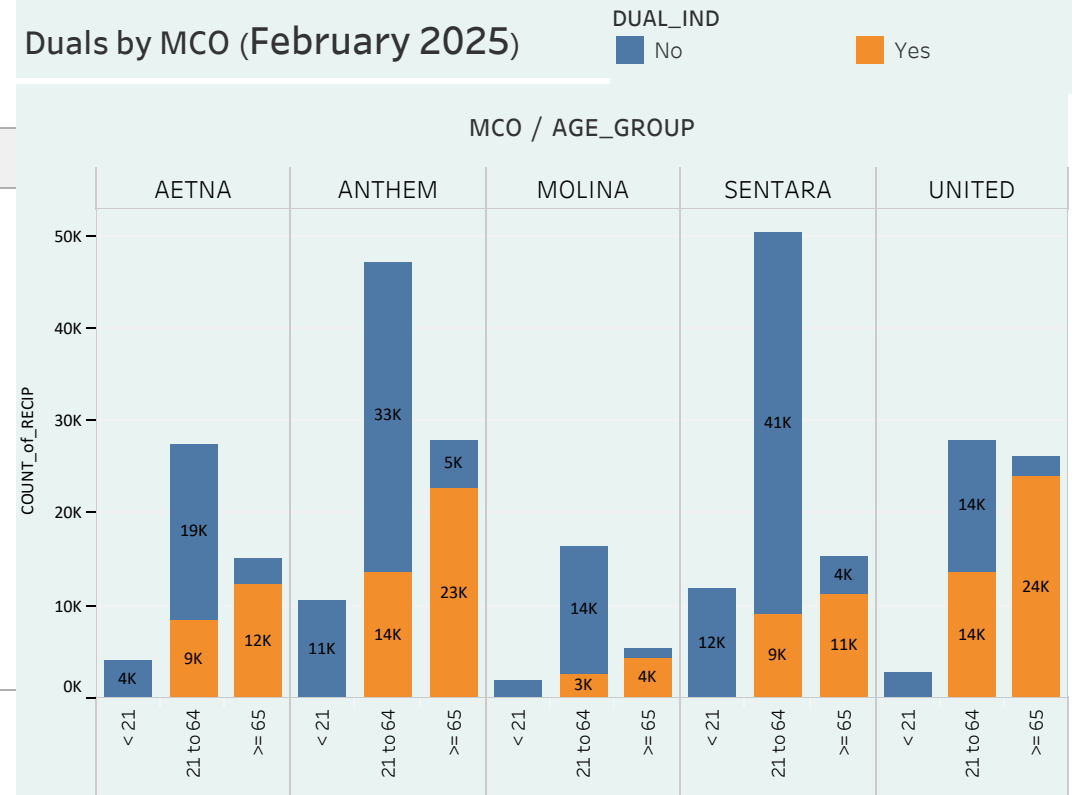
Benefit by MCO (February 2025)

BEN_TYPE	MCO / AGE_GROUP															Grand Total
	AETNA			ANTHEM			MOLINA			SENTARA			UNITED			
	< 21	21 to 64	>= 65	< 21	21 to 64	>= 65	< 21	21 to 64	>= 65	< 21	21 to 64	>= 65	< 21	21 to 64	>= 65	
Non-LTSS	2,500	21,824	9,498	6,060	35,620	15,743	1,505	14,295	3,169	8,298	40,783	8,935	1,905	22,186	16,935	209,256
CCC Plus Waiver w/o PDN	1,195	2,676	3,355	3,748	5,684	8,573	208	619	620	2,819	4,430	3,204	688	2,750	5,442	46,011
CCC Plus Waiver with P..	26	10	4	96	38	5	8	5		23	22	2	1	2	3	245
Nursing Facility	4	686	2,060	26	918	2,947	5	468	1,517	12	1,032	2,780	10	824	3,347	16,636
DD Waiver	198	2,162	219	589	4,711	391	84	949	92	602	4,091	377	161	2,024	243	16,893
Hospice	5	24	78	5	33	123		13	42	2	52	122	1	16	114	630
Early Intervention	104			141			44			137			82			508
Long Stay HOSP		2	1	8	5	2	1	4	1	8	8	2	3	4	2	51
Medicaid Works					1											1
Grand Total	4,032	27,384	15,215	10,673	47,010	27,784	1,855	16,353	5,441	11,901	50,418	15,422	2,851	27,806	26,086	290,231

Enrollment by Locality (February 2025)

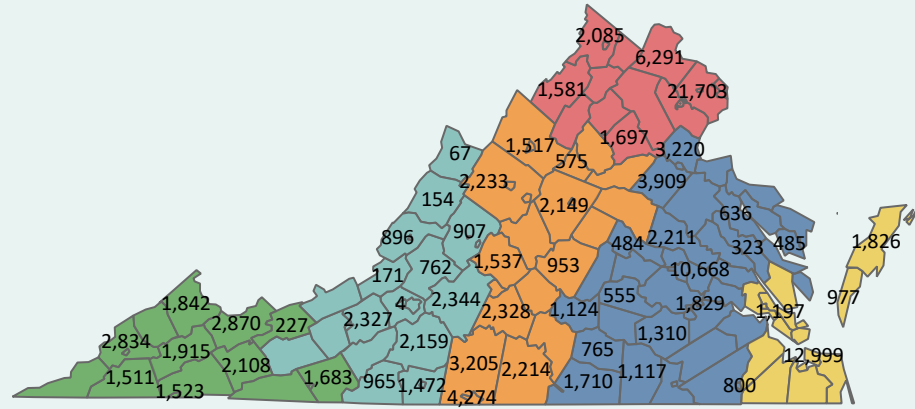


Duals by MCO (February 2025)



MLTSS Enrollment Map (February 2025)

- MLTSS
- Central
 - Charlottesville Western
 - Northern and Winchester
 - Roanoke and Alleghany
 - Southwest
 - Tidewater



Benefit Report (Jul-2024 to Feb-2025)

MCO	Ben_Group	Month								
		July-2024	August-2024	September-2024	October-2024	November-2024	December-2024	January-2025	February-2025	
AETNA	Non-LTSS	34,261	34,042	34,043	33,870	33,557	32,199	33,905	33,822	
	CCC Plus Waiver	6,814	6,924	6,992	7,077	7,222	7,236	7,157	7,266	
	Nursing Facility	2,743	2,759	2,756	2,765	2,818	2,830	2,780	2,750	
	Other	2,697	2,702	2,724	2,741	2,788	2,765	2,787	2,793	
	Total	46,515	46,427	46,515	46,453	46,385	45,030	46,629	46,631	
ANTHEM	Non-LTSS	56,691	56,271	56,527	56,515	56,648	54,732	57,120	57,423	
	CCC Plus Waiver	16,538	16,788	16,949	17,242	17,609	17,700	17,707	18,144	
	Nursing Facility	3,806	3,762	3,766	3,825	3,903	3,886	3,892	3,891	
	Other	5,798	5,830	5,851	5,838	5,914	5,960	5,926	6,009	
	Total	82,833	82,651	83,093	83,420	84,074	82,278	84,645	85,467	
MOLINA	Non-LTSS	21,860	21,727	21,705	21,719	21,727	20,936	19,031	18,969	
	CCC Plus Waiver	2,132	2,095	2,073	2,107	2,141	2,083	1,462	1,460	
	Nursing Facility	2,147	2,122	2,150	2,160	2,197	2,197	2,028	1,990	
	Other	1,332	1,336	1,316	1,331	1,346	1,351	1,210	1,230	
	Total	27,471	27,280	27,244	27,317	27,411	26,567	23,731	23,649	
SENTARA	Non-LTSS	66,074	65,666	65,279	65,338	65,545	63,686	58,379	58,016	
	CCC Plus Waiver	12,174	12,195	12,246	12,277	12,428	12,321	10,356	10,500	
	Nursing Facility	4,382	4,278	4,275	4,318	4,297	4,310	3,892	3,824	
	Other	5,617	5,647	5,672	5,664	5,723	5,725	5,356	5,401	
	Total	88,247	87,786	87,472	87,597	87,993	86,042	77,983	77,741	
UNITED	Non-LTSS	30,832	30,774	30,779	30,961	31,419	30,331	41,313	41,026	
	CCC Plus Waiver	5,564	5,665	5,736	5,870	5,981	5,987	8,976	8,886	
	Nursing Facility	3,320	3,346	3,388	3,440	3,514	3,556	4,133	4,181	
	Other	1,933	1,919	1,944	1,963	1,991	2,012	2,619	2,650	
	Total	41,649	41,704	41,847	42,234	42,905	41,886	57,041	56,743	
Grand Total	286,715	285,848	286,171	287,021	288,768	281,803	290,029	290,231		