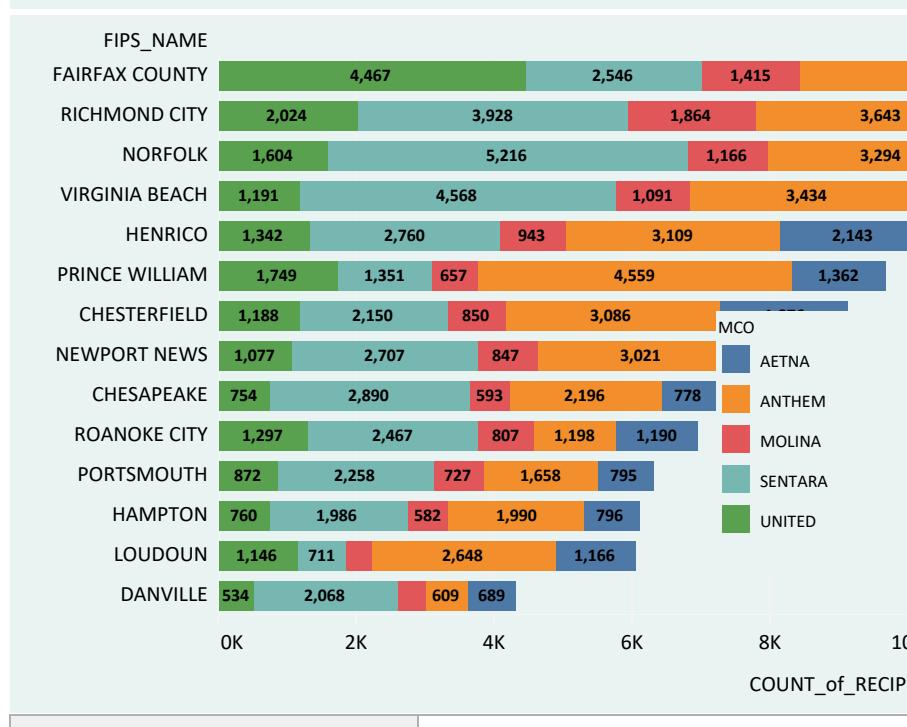


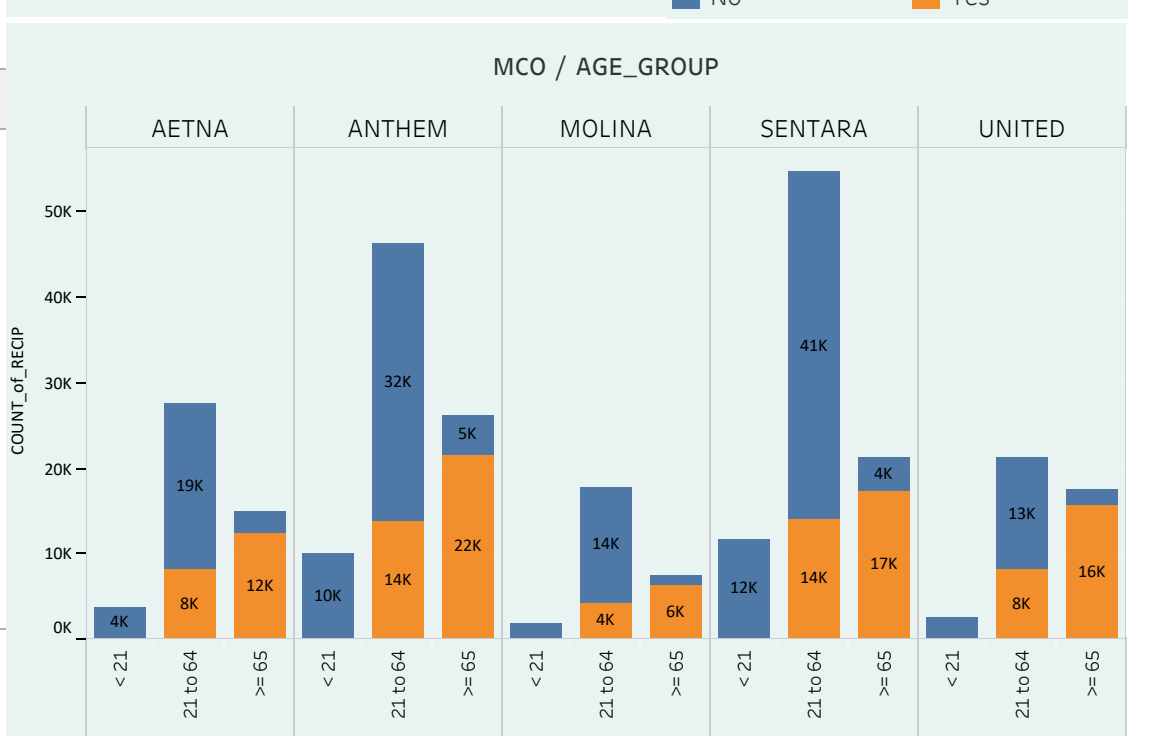
## Benefit by MCO (August 2024)

BEN_TYPE	MCO / AGE_GROUP															Grand Total
	AETNA			ANTHEM			MOLINA			SENTARA			UNITED			
	< 21	21 to 64	>= 65	< 21	21 to 64	>= 65	< 21	21 to 64	>= 65	< 21	21 to 64	>= 65	< 21	21 to 64	>= 65	
Non-LTSS	2,452	22,273	9,317	5,884	35,393	14,994	1,558	15,505	4,664	8,236	44,364	13,066	1,838	17,508	11,428	208,480
CCC Plus Waiver w/o PDN	1,037	2,537	3,310	3,338	5,305	7,998	184	815	1,083	2,697	4,988	4,464	588	1,740	3,334	43,418
CCC Plus Waiver with PDN	26	10	4	108	36	3	8	4	1	23	21	2	1	2		249
Nursing Facility	3	672	2,084	26	924	2,812	3	494	1,625	10	1,130	3,138	5	674	2,667	16,267
DD Waiver	191	2,062	213	560	4,540	390	85	1,034	107	591	4,278	426	155	1,445	145	16,222
Hospice	1	19	92	11	41	126	1	17	44	1	46	143	1	18	81	642
Early Intervention	118			147			43			136			69			513
Long Stay HOSP		4	2	8	4	2	1	3	1	11	12	3		4	1	56
Medicaid Works					1											1
Grand Total	3,828	27,577	15,022	10,082	46,244	26,325	1,883	17,872	7,525	11,705	54,839	21,242	2,657	21,391	17,656	285,848

## Enrollment by Locality (August 2024)



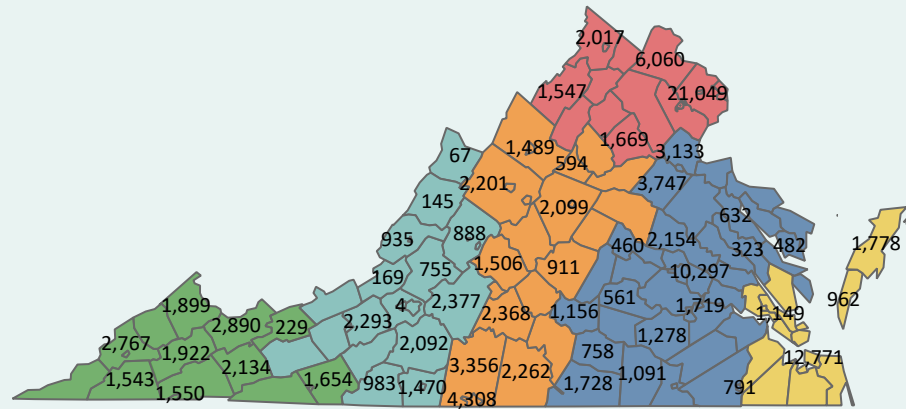
## Duals by MCO (August 2024)



# CCC Plus Enrollment Map (August 2024)

## MLTSS

- Central
- Charlottesville Western
- Northern and Winchester
- Roanoke and Alleghany
- Southwest
- Tidewater



# Benefit Report (Jan-2024 to Aug-2024)

MCO	Ben_Group	Month							
		January-2024	February-2024	March-2024	April-2024	May-2024	June-2024	July-2024	August-2024
AETNA	Non-LTSS	36,353	36,164	36,149	35,461	34,987	34,695	34,261	34,042
	CCC Plus Waiver	6,528	6,624	6,641	6,654	6,744	6,791	6,814	6,924
	Nursing Facility	2,771	2,734	2,739	2,611	2,668	2,704	2,743	2,759
	Other	2,613	2,645	2,657	2,631	2,637	2,677	2,697	2,702
	Total	48,265	48,167	48,186	47,357	47,036	46,867	46,515	46,427
ANTHEM	Non-LTSS	60,297	59,827	59,500	57,976	56,986	56,847	56,691	56,271
	CCC Plus Waiver	16,127	16,263	16,349	16,281	16,483	16,447	16,538	16,788
	Nursing Facility	3,888	3,868	3,837	3,712	3,767	3,810	3,806	3,762
	Other	5,704	5,729	5,742	5,701	5,745	5,851	5,798	5,830
	Total	86,016	85,687	85,428	83,670	82,981	82,955	82,833	82,651
MOLINA	Non-LTSS	23,493	23,238	23,065	22,397	22,071	21,904	21,860	21,727
	CCC Plus Waiver	2,393	2,380	2,368	2,279	2,256	2,174	2,132	2,095
	Nursing Facility	2,263	2,233	2,202	2,122	2,125	2,135	2,147	2,122
	Other	1,329	1,338	1,356	1,329	1,343	1,336	1,332	1,336
	Total	29,478	29,189	28,991	28,127	27,795	27,549	27,471	27,280
SENTARA	Non-LTSS	71,700	70,819	69,949	68,569	67,348	67,038	66,074	65,666
	CCC Plus Waiver	12,812	12,772	12,688	12,447	12,446	12,200	12,174	12,195
	Nursing Facility	4,899	4,825	4,739	4,535	4,482	4,472	4,382	4,278
	Other	5,648	5,652	5,652	5,579	5,616	5,678	5,617	5,647
	Total	95,059	94,068	93,028	91,130	89,892	89,388	88,247	87,786
UNITED	Non-LTSS	31,322	31,517	31,263	30,495	30,208	30,313	30,832	30,774
	CCC Plus Waiver	5,379	5,455	5,504	5,446	5,551	5,547	5,564	5,665
	Nursing Facility	3,228	3,232	3,210	3,153	3,193	3,279	3,320	3,346
	Other	1,878	1,881	1,897	1,891	1,922	1,934	1,933	1,919
	Total	41,807	42,085	41,874	40,985	40,874	41,073	41,649	41,704
<b>Grand Total</b>		<b>300,625</b>	<b>299,196</b>	<b>297,507</b>	<b>291,269</b>	<b>288,578</b>	<b>287,832</b>	<b>286,715</b>	<b>285,848</b>