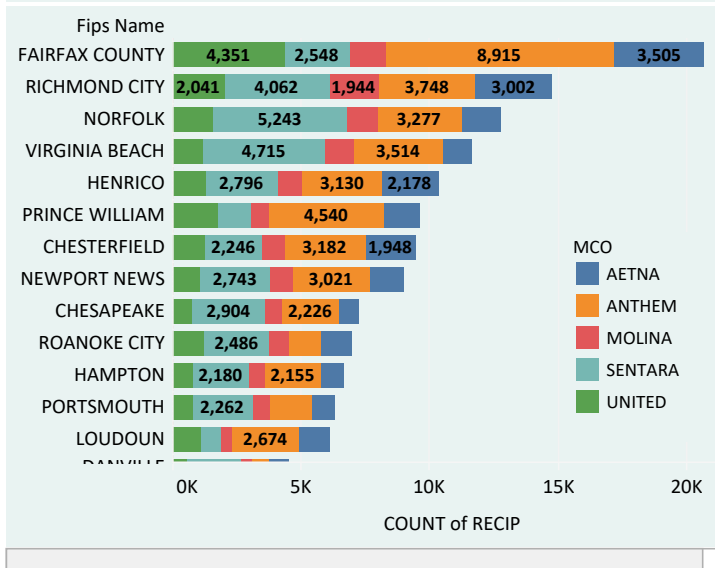


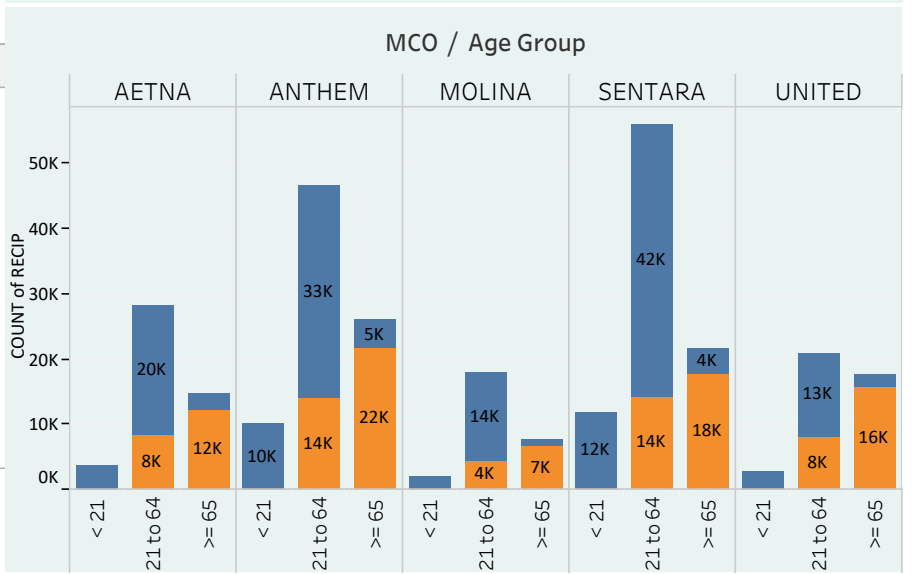
Benefit by MCO (June 2024)

Ben Type	AETNA			ANTHEM			MCO / Age Group MOLINA			SENTARA			UNITED			Grand Total
	< 21	21 to 64	>= 65	< 21	21 to 64	>= 65	< 21	21 to 64	>= 65	< 21	21 to 64	>= 65	< 21	21 to 64	>= 65	
Non-LTSS	2,494	22,974	9,227	5,953	35,879	15,015	1,581	15,619	4,704	8,442	45,346	13,250	1,837	17,006	11,470	210,797
CCC Plus Waiver w/o PDN	994	2,505	3,254	3,290	5,277	7,730	201	837	1,124	2,681	4,985	4,483	563	1,714	3,267	42,905
CCC Plus Waiver with PDN	21	12	5	109	37	4	6	5	1	26	22	3	1	2		254
Nursing Facility	4	645	2,055	28	932	2,850	3	484	1,648	10	1,214	3,248	6	665	2,608	16,400
DD Waiver	184	2,062	213	555	4,552	385	90	1,032	111	593	4,286	427	151	1,445	147	16,233
Hospice	1	18	89	11	39	138		14	40	2	48	156	1	21	91	669
Early Intervention	107			156			45			141			72			521
Long Stay HOSP		2	1	8	3	3	1	2	1	10	12	3	1	4	1	52
Medicaid Works					1											1
Grand Total	3,805	28,218	14,844	10,110	46,720	26,125	1,927	17,993	7,629	11,905	55,913	21,570	2,632	20,857	17,584	287,832

Enrollment by Locality (June 2024)

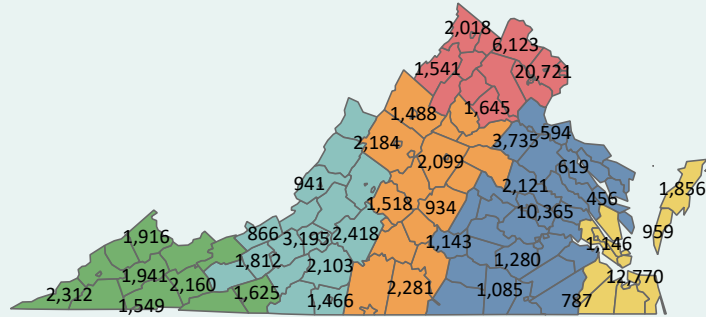


Duals by MCO (June 2024)



CCC Plus Enrollment Map (June 2024)

- Mtss
- Central
 - Charlottesville Western
 - Northern and Winchester
 - Roanoke and Alleghany
 - Southwest
 - Tidewater



Benefit Report (Nov-2023 to Jun-2024)

MCO	Ben Group	Month								
		Nov-2023	Dec-2023	January-2024	February-2024	March-2024	April-2024	May-2024	June-2024	
AETNA	Non-LTSS	36,589	36,370	36,353	36,164	36,149	35,461	34,987	34,695	
	CCC Plus Waiver	6,463	6,539	6,528	6,624	6,641	6,654	6,744	6,791	
	Nursing Facility	2,744	2,776	2,771	2,734	2,739	2,611	2,668	2,704	
	Other	2,567	2,599	2,613	2,645	2,657	2,631	2,637	2,677	
	Total	48,363	48,284	48,265	48,167	48,186	47,357	47,036	46,867	
ANTHEM	Non-LTSS	60,681	60,239	60,297	59,827	59,500	57,976	56,986	56,847	
	CCC Plus Waiver	15,945	16,051	16,127	16,263	16,349	16,281	16,483	16,447	
	Nursing Facility	3,941	3,923	3,888	3,868	3,837	3,712	3,767	3,810	
	Other	5,645	5,683	5,704	5,729	5,742	5,701	5,745	5,851	
	Total	86,212	85,896	86,016	85,687	85,428	83,670	82,981	82,955	
MOLINA	Non-LTSS	23,520	23,481	23,493	23,238	23,065	22,397	22,071	21,904	
	CCC Plus Waiver	2,425	2,426	2,393	2,380	2,368	2,279	2,256	2,174	
	Nursing Facility	2,271	2,260	2,263	2,233	2,202	2,122	2,125	2,135	
	Other	1,320	1,337	1,329	1,338	1,356	1,329	1,343	1,336	
	Total	29,536	29,504	29,478	29,189	28,991	28,127	27,795	27,549	
SENTARA	Non-LTSS	72,297	71,883	71,700	70,819	69,949	68,569	67,348	67,038	
	CCC Plus Waiver	12,952	12,916	12,812	12,772	12,688	12,447	12,446	12,200	
	Nursing Facility	5,000	4,928	4,899	4,825	4,739	4,535	4,482	4,472	
	Other	5,672	5,631	5,648	5,652	5,652	5,579	5,616	5,678	
	Total	95,921	95,358	95,059	94,068	93,028	91,130	89,892	89,388	
UNITED	Non-LTSS	31,598	31,396	31,322	31,517	31,263	30,495	30,208	30,313	
	CCC Plus Waiver	5,242	5,345	5,379	5,455	5,504	5,446	5,551	5,547	
	Nursing Facility	3,170	3,207	3,228	3,232	3,210	3,153	3,193	3,279	
	Other	1,856	1,861	1,878	1,881	1,897	1,891	1,922	1,934	
	Total	41,866	41,809	41,807	42,085	41,874	40,985	40,874	41,073	
Grand Total	301,898	300,851	300,625	299,196	297,507	291,269	288,578	287,832		